




NB: afdrukken in fotokwaliteit CNTL-P > printereigenschappen > tabblad kwaliteit > selecteer kleur: autokleur; kleurinstellingen: foto


### RGB-kleuren



### Kleurovergangen







**Waarheidstabel**

<b>L2</b>	<b>L1</b>	<b>R1</b>	<b>R2</b>		<b>Gewenste actie???</b>
<b>8</b>	<b>4</b>	<b>2</b>	<b>1</b>		
0	0	0	0	<b>0</b>	
0	0	0	1	<b>1</b>	
0	0	1	0	<b>2</b>	
0	0	1	1	<b>3</b>	
0	1	0	0	<b>4</b>	
0	1	0	1	<b>5</b>	
0	1	1	0	<b>6</b>	
0	1	1	1	<b>7</b>	
1	0	0	0	<b>8</b>	
1	0	0	1	<b>9</b>	
1	0	1	0	<b>10</b>	
1	0	1	1	<b>11</b>	
1	1	0	0	<b>12</b>	
1	1	0	1	<b>13</b>	
1	1	1	0	<b>14</b>	
1	1	1	1	<b>15</b>	